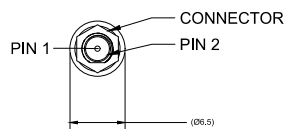


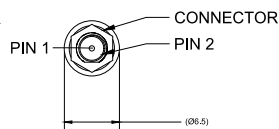
### VIEW A



2-PIN FEMALE MATING FACE

PIN #	DESCRIPTION
1	SIGNAL
2	GND

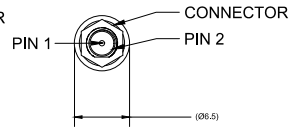
### VIEW B



2-PIN FEMALE MATING FACE

PIN #	DESCRIPTION
1	SIGNAL AND 3V-5V
2	GND

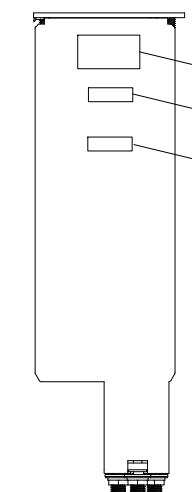
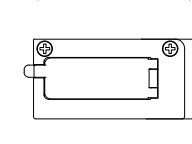
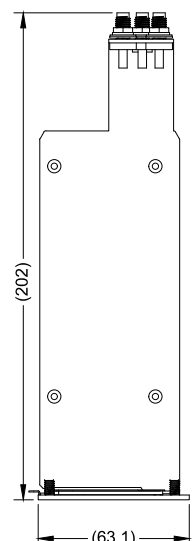
### VIEW C



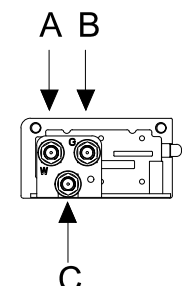
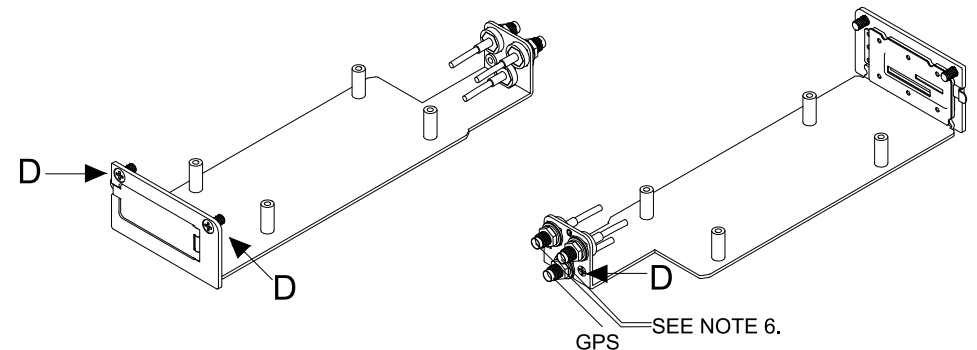
2-PIN FEMALE MATING FACE

PIN #	DESCRIPTION
1	SIGNAL AND 3V-5V
2	GND

Revision Notes.				
R1 - ADDING NORTH AMERICAN VARIANT DOCKING STATIONS, AS PER P1129 RELEASE				
APA: CAROL LI	Drawn:S. ZHANG	Checked:R. BATES	Approved:D. WALLIN	Date: 28/09/18



PRODUCT NUMBER LABEL LOCATION  
 SERIAL NUMBER LABEL LOCATION  
 IMEI NUMBER LABEL LOCATION  
 (APPLICABLE FOR MDR MODELS THAT CONTAIN 3G/4G MODULES)



REFER TO THE TABLE BELOW FOR FURTHER DETAILS

ITEM	MODEL NUMBER	PART NUMBER	MODEL/DESCRIPTION
①	MDR-508-EXP	5146	EXPANSION MODULE WITH GPS AND 64GB SD CARD
②	MDR-508GW-EXP	5147	EXPANSION MODULE WITH GPS, 4G,WI-FI AND 64GB SD CARD
③	MDR-508G-EXP	5148	EXPANSION MODULE WITH GPS, 4G AND 64GB SD CARD
④	MDR-508W-EXP	5149	EXPANSION MODULE WITH GPS, WI-FI AND 64GB SD CARD
⑤	MDR-508-EXP-0	5312	EXPANSION MODULE WITH GPS (NO SD CARD)
⑥	MDR-508GW-EXP-0	5309	EXPANSION MODULE WITH GPS, 4G AND WI-FI (NO SD CARD)
⑦	MDR-508G-EXP-0	5310	EXPANSION MODULE WITH GPS AND 4G (NO SD CARD)
⑧	MDR-508W-EXP-0	5311	EXPANSION MODULE WITH GPS AND WI-FI (NO SD CARD)
⑨	MDR-508GW-EXP(NA)	5506	EXPANSION MODULE WITH GPS, 4G,WI-FI AND 64GB SD CARD, NORTH AMERICAN VARIANT
⑩	MDR-508G-EXP(NA)	5541	EXPANSION MODULE WITH GPS, 4G AND 64GB SD CARD, NORTH AMERICAN VARIANT
⑪	MDR-508GW-EXP-0(NA)	5542	EXPANSION MODULE WITH GPS, 4G AND WI-FI (NO SD CARD), NORTH AMERICAN VARIANT
⑫	MDR-508G-EXP-0(NA)	5543	EXPANSION MODULE WITH GPS AND 4G (NO SD CARD), NORTH AMERICAN VARIANT

ITEM	PART NUMBER	MODEL	DESCRIPTION
Ⓐ	4990	MDR-ANT-WI-FI-01	WI-FI ANTENNA
Ⓑ	4989	MDR-ANT-MOB-01	3G/4G ANTENNA
Ⓒ	4883	MDR-ANT-GPS-01	GPS ANTENNA
Ⓓ	5196	MDR-EXP-FIX-01	FIXINGS FOR MDR EXPANSION MODULES



- NOTES:**
- THIS DRAWING DOES NOT DEPICT THE ATTACHED PRINTED CIRCUIT BOARD (PCB).
  - ATTENTION: OBSERVE PRECAUTION FOR HANDLING THIS ELECTROSTATIC SENSITIVE DEVICE.
  - REFERENCE INSTRUCTION GUIDE FOR FUNCTIONALITY.
  - FOR ALL LABELS AND PACKAGING REFER TO MASTER BOM.
  - ANY CUSTOMER MODIFICATION OF THIS PRODUCT CAUSING SUBSEQUENT FAILURE IS NOT A LIABILITY OF BRIGADE ELECTRONICS GROUP PLC.
  - MOBILE NETWORK AND WI-FI CAPABILITIES DEPEND ON MODEL AND AVAILABILITY.

**PROPRIETARY NOTICE**  
 THIS DESIGN AND TECHNICAL INFORMATION APPEARING ON THIS DRAWING IS THE PROPERTY OF BRIGADE ELECTRONICS, AND IS DISCLOSED IN CONFIDENCE. IT IS NOT TO BE COPIED, REPRODUCED, REVEALED TO OR EXPROPRIATED BY OTHERS, EITHER IN WHOLE OR IN PART WITHOUT THE EXPRESS WRITTEN CONSENT OF BRIGADE ELECTRONICS.



Assembly Pl Approval	Approved by	Checked by	Drawn by
SOFIA ZHANG	B. JOHN	D. RICHARDSON	L.PILLAY
Angle of Projection	Units mm	Scale N/A	Released 03/05/17
 Third Angle	Status RELEASED	MDR-508XX-EXP	
	Part No VARIOUS	BE-003413-01-16	